

Data Sheet

CF2⁺ Wireless Floor Heating Control System

CF-MC Master Controller

Application



CF-MC is the Master Controller in Danfoss' CF2⁺ wireless floor heating control system. 2-way wireless communication between CF-MC and other wireless CF2⁺ system components ensures a high level of transmission security and makes it possible to perform Link test of the signals.

Transmission range is up to 30 m in normal buildings. If transmission is reduced or blocked by building or interior elements, a CF-EA external antenna (accessory) can be used to avoid the obstacles.

CF-MC is connected directly to 230 V power supply, and it provides all actuator outputs with 24 V.

CF-MC Master Controller includes features like:

- 2-way wireless transmission at 868.42MHz, for higher transmission security
- Direct link test option on each system component
- Wireless assignment of room thermostats and other system components
- 5 or 10 short-circuit protected outputs with LED indication
- Outputs for 24V NC or NO actuators
- Valve motion for all outputs for approx. 12 min. every 14th day with no heat demand

- PWM (Pulse Width Modulation) principle
- Input (On/Off) for heating / cooling
- Input for PT1000 pipe sensor
- Input (On/Off) for global standby (can also be used for CF-DS dew-point sensor)
- Relay for pump control with automatic pump motion
- Relay for boiler control, activated only at heat demand
- Easy cable fixing at each actuator output for several cable types
- Automatic self diagnosis of errors

Larger CF2⁺ systems can consist of 2 or 3 CF-MC Master Controllers with up to 30 outputs.

Systems with more Master Controllers can be accessed by a single wireless CF-RC Remote Controller, which gives access to even more functionality and features, e.g.

- Individual settings for each Master Controller output
- Override and locking of local room temperature settings
- Setback and period programming
- System status etc.
- Forecast
- Low energy optimizer
- Control of cooling applications

Find more information in data sheet and instruction for CF-RC.


Ordering

Product	Type	Outputs	Supply	Code no.
Master Controller	CF-MC	10 / 24 VDC	230 VAC	088U0240
Master Controller	CF-MC	5 / 24 VDC	230 VAC	088U0245

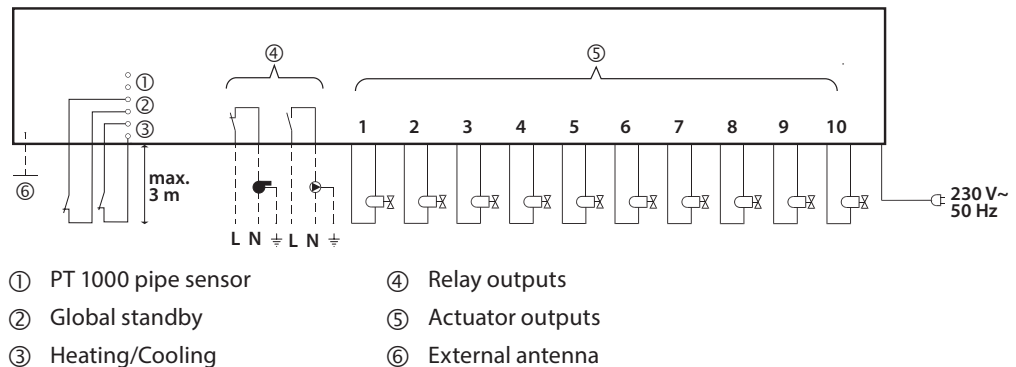
Accessories

Product	Type	Code no.
External antenna with 2 m cable	CF-EA	088U0250
Cable extension for external antenna, 5 m	CF-EC	088U0255
TWA-A 24 V NC actuator for Danfoss valves	TWA-A	088H3110
TWA-A 24 V NO actuator for Danfoss valves	TWA-A	088H3111

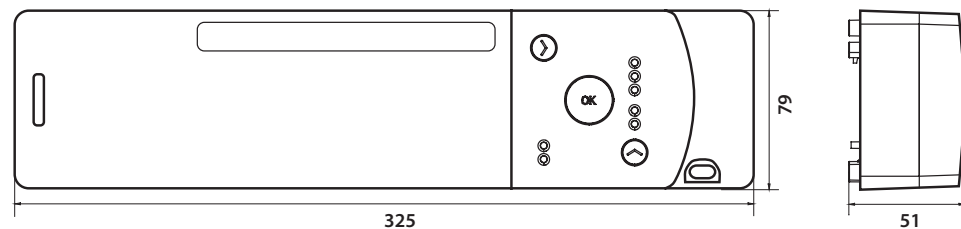
Technical specifications

Supply voltage	230 VAC
Output voltage	24 VDC
Number of outputs	5 / 10
Transmission frequency	868.42 MHz
Transmission range	up to 30 m (in normal buildings)
Transmission power	< 1 mW
Max. running load of actuator output	25 VA (total for all outputs)
Max. load for pump relay	230 V, 8 A / 2 A (inductive)
Max. load for boiler relay	230 V, 8 A / 2 A (inductive)
Approvals	CE
Standard	EN 60730
Directives	R&TTE, LVD, EMC
IP class	30
ErP class	 (2%)
Length of mains cable	1.5 m
Weight	700 g

Connection Diagram



Dimensions



Danfoss A/S

Floor Heating Hydronics • Ulvehavevej 61 • DK-7100 Vejle • Denmark • Phone: +45 7488 8500 • Fax: +45 7488 8501
 heating@danfoss.com • www.floorheating.danfoss.com

Danfoss can accept no responsibility for possible errors in catalogues, brochures and other printed material. Danfoss reserves the right to alter its products without notice. This also applies to products already on order provided that such alterations can be made without subsequential changes being necessary in specifications already agreed.
 All trademarks in this material are property of the respective companies. Danfoss and the Danfoss logotype are trademarks of Danfoss A/S. All rights reserved.